




## ***TKE 355-345 PF***


### Single Head Cutting-Off Machines



Single head cutting-off machine with horizontal blade feed and left loading side, pneumatic double side tilting of the cutting head in fixed positions: 45° to the left plus 90°, 45° and 22°30' to the right. A special positive stop also allows cutting at intermediate angles.

**Head 45°/ 22°30'**

Applied technical solutions ensure fast and precise angular positioning of the head, which can be equipped with 450- and 550-diameter cemented carbide blades. Thus the distinct vocation of this machine for the production of windows and doors is outlined, ensuring reliability and precision over time.

**Safety systems**


The machine is equipped with a localised blade protection system, which does not interfere with the positioning of the workpiece but, at the same time, ensures the safety of the operator.

**Control**


Control console that allows the implementation of left and right head tilt through the use of quick and intuitive controls. With the unloading/measuring roller conveyor stand on the right side, the length of the workpiece to be cut is determined, referenced to the centre of the blade.

**Vices**

The cutting-off machine is equipped with a horizontal and vertical vice assembly (optional), which is characterised by extremely fast positioning and effective clamping.

**Vertical pneumatic vice (Optional)**

If necessary, you can install a left vertical vice or a pair of vertical vices (both left and right) to perfectly clamp profiles of even more complex shapes.

**Provision for loading the profile from the right (Optional)**

The machine is designed to accommodate a special roller conveyor positioned on the right side. Their function is to support profiles of considerable length and to ensure correct positioning of the workpiece in the machine.



**TKE 355-345 PF / SINGLE HEAD CUTTING-OFF MACHINES**

**BLADE**

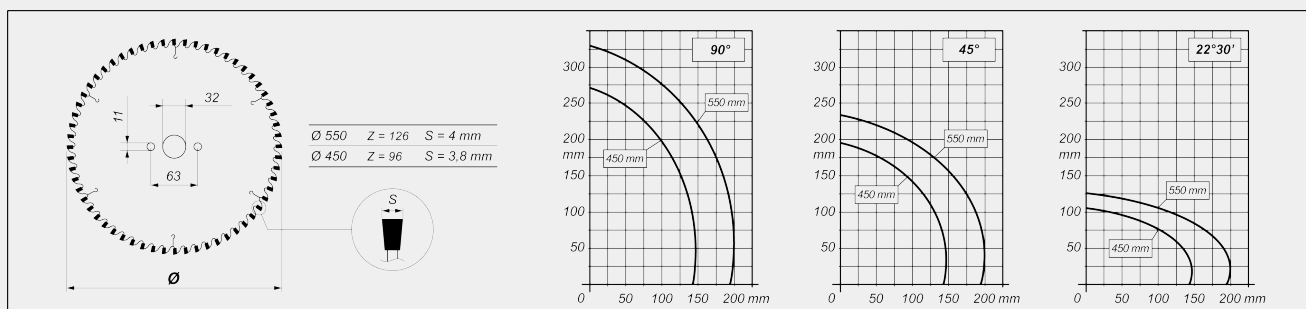
Made of Widia (based on model) (mm)

Ø = 450 ; Ø = 550

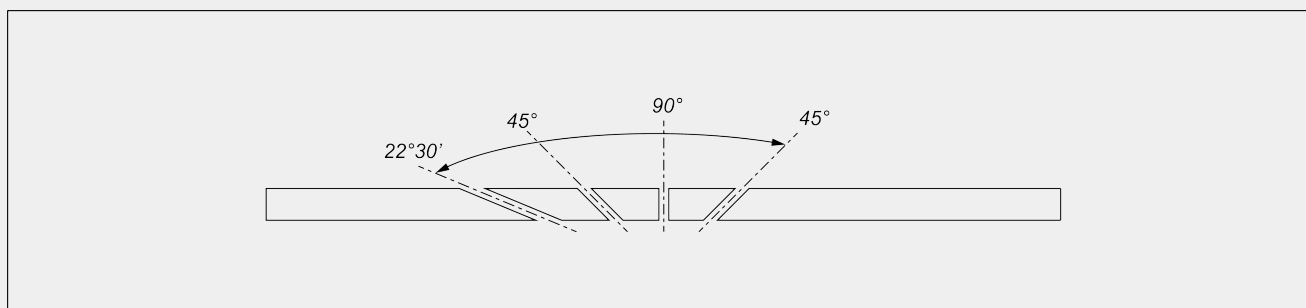
**BLADE FEED**

Hydro-pneumatic

**CUTTING DIAGRAM**



**CUTTING UNIT TILTING**



Mechanical adjustment of intermediate angles

**CUTTING AREA PROTECTION**

Local, pneumatically control

**LUBRICATION SYSTEM**

Micro-mist lubrication system with water and oil emulsion

**WORKPIECE LOCKING**

Pair of pneumatic horizontal vices	<input checked="" type="radio"/>
Pair of pneumatic vertical vices	<input type="radio"/>
Provision for profile loading from the right	<input type="radio"/>

**MOTOR**

Three-phase (kW)	2,2
------------------	-----

Included ☒ Available ☐