





TKE 305 EA
Single head cutting-off machine



Feeder with bridge clamps 01

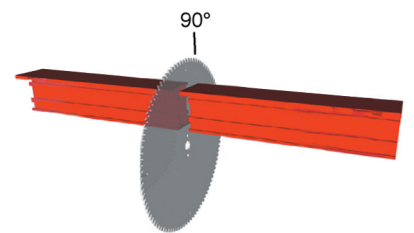


Cutting zone with bridge clamps 02




Single head, rising blade cutting-off machine with automatic cycle, for 90° cutting, equipped with N/C bar feeder. It can be set up with four different diameter blades, the blade feed is N/C electrical driven.

For cutting needs that require a perfect finish, a pneumatic system for the automatic separation of the cut piece, in order to avoid the traces commonly left when the blade comes back in this cutting mode, is optionally available. It can be also provided with inverter, to control the blade rotation speed for the best adjustment to the cutting profile. It can also be equipped with an automatic bar loading magazine and with custom drilling units for particular needs.



Swiveling clamps (optional) 03



Sliding guards 04



Control 05



TKE 305 EA

Single head cutting-off machine

01 Feeder with bridge clamps

Bar feed system based on the use of a controlled axis to ensure, thanks to the recirculating ball feed screw, great accuracy in positioning. Programming via the PC on board the machine. The set of bridge clamps allows maximum versatility in clamping widely differing profile geometries as well as rapid set-up of the workpiece clamping cylinders.

02 Cutting zone with bridge clamps

In order to achieve the better result from the wide cutting capacity, which guarantees the cutting of large profiles, the cutting area is characterized by a strong structure designed to guarantee maximum precision, in terms of both the horizontal plane and the vertical square. The bridge clamp system also present in the cutting area, with its 4 adjustable vices, contributes to the stable and precise clamping of the piece to be cut.

03 Swivelling clamps (optional)

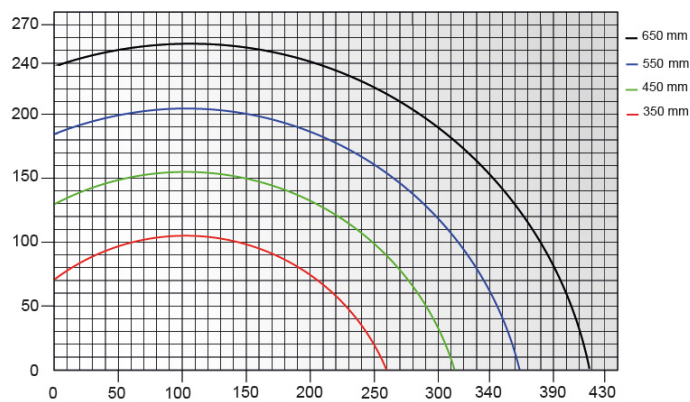
Both the bridge clamp systems can be optionally equipped with swivelling clamps, with adjustable pressure angle. It is an accessory which allows correct clamping and cutting of profiles with irregular geometry, thus ensuring maximum rigidity and holding of the accuracy, which is the outstanding characteristic of the machine. Use of this system is also characterized by simplicity and rapidity of the set-up.

04 Sliding guards

The integral protection of the working area guarantees maximum safety during the cutting cycles. It consists of two separate protective guards, one for the piece clamping and loading area, one for the clamping, cutting and separating area. The two protections have a large anti-scratch polycarbonate window to see the cutting cycle in full brightness and visibility. They are independent of each other and sliding towards the external sides of the machine giving full and complete access to the work area.

05 Control

The control zone consists of a control console equipped with a PLC with integrated TFT graphic colour display 5,7" QVGA and fully personalised software and is packed with bespoke functions that are unique to this machine. It is possible, by PLC, to program single cuts or cuts from cutting lists either locally or in remote mode by using the connection via USB port or LAN connection. The machine control is complete with a clamp pressure regulating system and predisposition for adjusting the blade outfeed rate.



Cutting chart

MACHINE CHARACTERISTICS

Electronic control of X axis	•
X axis travel (mm)	1.000
X axis positioning speed (m/min)	20
absolute encoder positioning	•
Positioning tolerance (mm)	± 0,05
Minimum bar length (bar scrap) (mm)	110
Electronic control of Y axis for blade feed	•
Carbide-tipped blade	•
Blade diameter (mm)	650 / 550 / 450 / 350
Peripheral speed at 50Hz (m/s)	77 / 83 / 68 / 53
Separating system for cut workpiece	○
Automatic bar loading magazine	○
Drilling unit	○

BLADE MOTOR

Three-phase brake motor	•
Brake operating time (s)	10
Motor power (kW)	5,5
Motor with inverter	○

SAFETY DEVICES AND GUARDS

Manual operated sliding full guard	•
------------------------------------	---

PROFILE POSITIONING AND CLAMPING

Bridge framework in the cutting area	•
with two pairs of vertical and horizontal clamps with pressure reducer c/w pressure gauge	•
Bridge framework in the feeder area	○

LUBRICATION AND SUCTION

Coolant system with minimum quantity coolant	•
Provision for automatic start, swarf exhauster	•

- incluso
- disponibile