


Routers

Machines for processing aluminium and PVC profiles



Machines fully designed and manufactured in Italy

PERTICI
INDUSTRIES

THE COMPANY

Pertici Industries, was founded in 1965 by Leto Pertici as Costruzioni Meccaniche Pertici.

Originally, the Company started off with the production of traditional wood-working machines and subsequently developed the production of machinery for the aluminium and PVC door and window industry.

Pertici has always been a competent and reliable supplier of machinery for the production of windows and doors with a range of products constantly developed and improved.

The volume growth and the extension of the production site, accompanied by a production cycle completely controlled inside, allowed Pertici to offer solutions of the highest quality and reliability able to meet the needs of every type of customer.

Thanks to these characteristics, since the eighties, Pertici has been the protagonist of a strong international expansion that allowed the creation of a solid distribution network around the world. In nearly fifty years of work, Pertici has installed tens of thousands of plants in Europe, America, Africa, Asia and Australia.

Today Pertici Industries is a world leader in the design and construction of machines and systems for the processing of aluminium and PVC profiles. Pertici develops and implements cutting-edge technology guaranteeing a global customer service which includes servicing, maintenance, installation, support and timely educational training.

The expertise and experience embedded in all the staff together with the strong presence in the global market are essential elements of the company constant development strategy.



PERTICI WORLDWIDE





Routers

Copy router

pag

Copy router FC 102AP	ALU PVC	6
Copy router FC 100AP	ALU PVC	7
Copy router FC 105P	ALU PVC	8
Copy router FC 106 - FC 106A	ALU PVC	9

Horizontal end-millers

pag

Horizontal end-miller / corner cleaner ML 123S	ALU PVC	11
--	---------	----

Waterslot machine

pag


Automatic Waterslot machine WSA	PVC	12
Manual water slot machine ML 142	PVC	13

Copy router FC 102AP

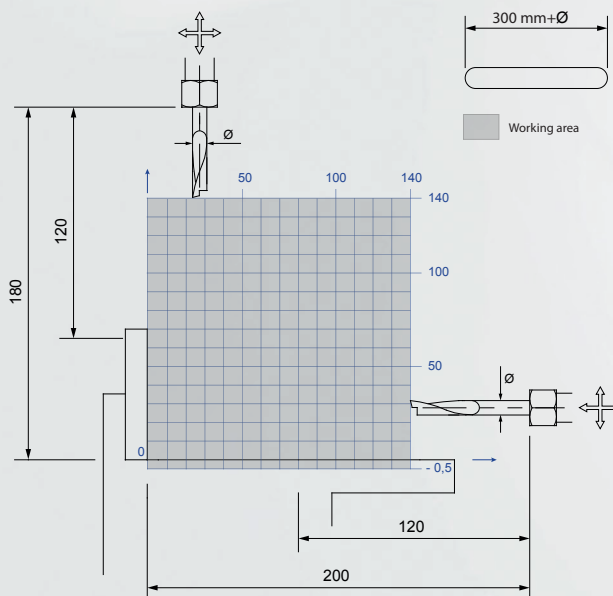
- Two independent routing units, vertical and horizontal, to machine through on 4 sides without rotating the profile
- Free machining, both lengthwise and crosswise, or fixed machining through the copying templates
- Steel stand
- Lubrication system on each head
- 2 universal copying templates quick change
- 2 horizontal pneumatic clamps
- 4 three-diameter tracer points 5/8/10 mm.
- 2 spring collets 8 mm.
- 2 cutters 5 mm. with shank diam. 8 mm. (for spare)
- 2 cutters 8 mm. with shank diam. 8 mm
- Motor power: 1,1 kW + 1,1 kW
- Motor rotation speed: 12000 rpm
- Power supply: 2,5 kW
- Air consumption: 8 NI/'
- Dimensions (length x depth x height):
 - 1130 x 1100 x 1700 mm
- Weight: 180 kg

Options

- Side length stop mm. 1300
- Side length stop mm. 2000
- Vertical pneumatic clamps
- Blank template for copying
- Template for copying according drawing
- Single phase motor



FC 102AP




FC 102AP milling diagram

Copy router FC 100AP

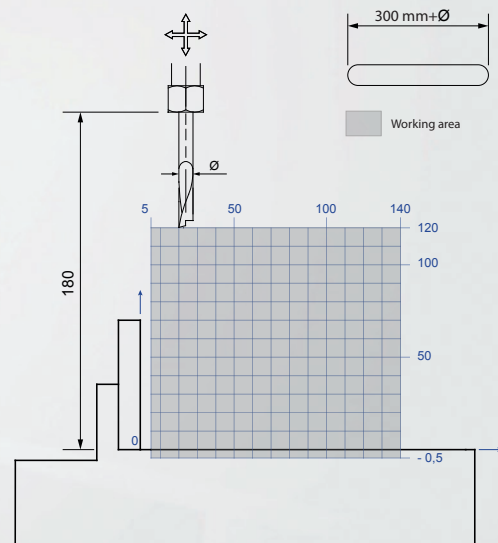
- One vertical routing unit, for machining through two sides without rotating the profile
- Free machining, both lengthwise and crosswise, or fixed machining through the copying templates
- Steel stand
- Lubrication system
- 2 universal copying template quick change
- 2 horizontal pneumatic clamps
- 2 three-diameter tracer points 5/8/10 mm.
- 1 spring collet 8 mm.
- 1 cutter 5 mm. with shank diam. 8 mm.
- 1 cutter 8 mm. with shank diam. 8 mm
- Motor power: 1,1 kW
- Motor rotation speed: 12000 rpm
- Power supply: 1,2 kW
- Air consumption: 8 NI/'
- Dimensions (length x depth x height):
 - 950 x 870 x 1700 mm
- Weight: 130 kg

Options

- Side length stop mm. 1300
- Side length stop mm. 2000
- Blank template for copying
- Template for copying according drawing
- Single phase motor



FC 100AP



FC 100AP milling diagram

Copy router FC 105P

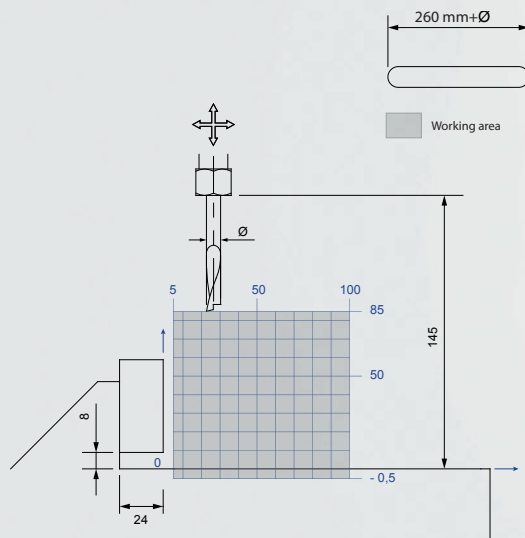
- One vertical routing unit, for machining through two sides without rotating the profile
- Free machining, both lengthwise and crosswise, or fixed machining through the copying templates
- Steel stand
- Lubrication system
- 2 universal copying template quick change
- 2 horizontal pneumatic clamps
- 2 three-diameter tracer points 5/8/10 mm.
- 1 spring collet 8 mm.
- 1 cutter 5 mm. with shank diam. 8 mm.
- 1 cutter 8 mm. with shank diam. 8 mm
- Motor power: 0,55 kW
- Motor rotation speed: 12000 rpm
- Power supply: 0,65 kW
- Air consumption: 8 NI/'
- Dimensions (length x depth x height):
- 840 x 700 x 1600 mm
- Weight: 98 kg

Options

- Side length stop mm. 1300
- Side length stop mm. 2000
- Blank template for copying
- Template for copying according drawing
- Single phase motor



FC 105P



FC 105P milling diagram

Copy router FC 106 - FC 106A

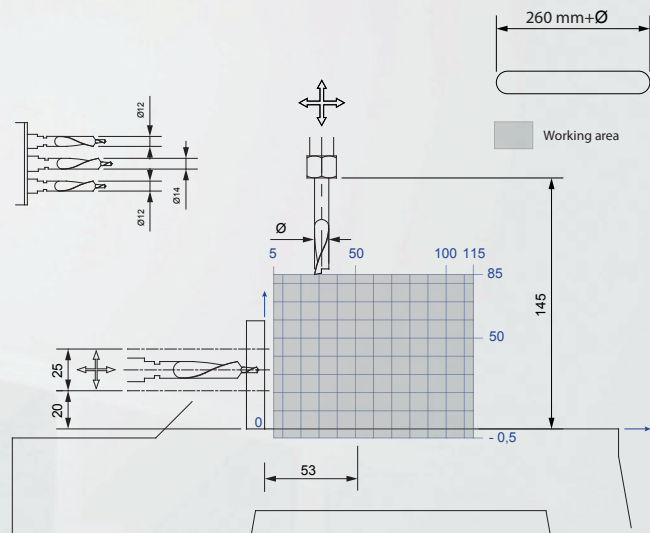
- Two independent routing units, one vertical (milling/copying) and one horizontal (drilling, equipped with 3 bits), to machine and drilling through 4 sides without rotating the profile
- Free machining, both lengthwise and crosswise, or fixed machining through the copying templates
- Manual feeding of vertical motor
- Pneumatic feeding of horizontal motor (FC 106A model)
- Manual feeding of horizontal motor (FC 106 model)
- Speed reducer for horizontal head for working iron reinforcements (FC 106A model)
- Steel stand
- 2 universal copying template quick change
- 2 horizontal pneumatic clamps
- 2 three-diameter tracer points 5/8/10 mm
- 1 spring collet 8 mm
- 1 cutter 5 mm. diam. with shank 8 mm (for spare)
- 1 cutter 8 mm. diam. with shank 8 mm
- 3 drills for the horizontal head diam. 12-14-12 (or on request diam. 10-12-10)
- Motor power: 0,81 kW + 0,55 kW
- Motor rotation speed: 12000 rpm
- Power supply: 1,5 kW
- Air consumption: 8 NI/' (12 NI/' for FC 106A model)
- Dimensions (length x depth x height):
 - 840 x 950 x 1600 mm
- Weight: 136 kg



FC 106

Options

- Centering device
- Side length stop mm. 1300
- Side length stop mm. 2000
- Lubrication system
- Blank template for copying
- Template for copying according drawing
- Single phase motor



FC 106 - FC 106A milling diagram




Horizontal end-miller / corner cleaner ML 123S

- Cutter sets diameter: 180 mm
- Quick manual cutter change
- Six position rotating drum-type stop
- Adjustable back fence (-45° to +45°)
- Steel stand
- All round work area protection
- Lubrication system
- 2 Pneumatic clamping kits
- Profile supporting arm
- Cutter holders storage
- Motor power: 1,1 kW
- Motor rotation speed: 2800 rpm
- Manual feeding
- Workable milling height: 125 mm
- Power supply: 1,2 kW
- Air consumption: 3 NI/'
- Dimensions (length x depth x height):
 - 900 x 700 x 1330 mm
- Weight: 100 kg

Options

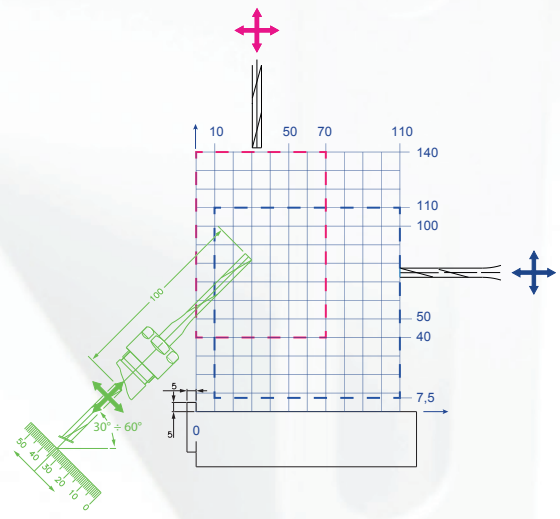
- Single phase motor
- Corner cleaning kit with pneumatic clamp
- Cutter set according to profiles



ML 123S

Automatic Waterslot machine WSA

- Three automatic working units, one oblique unit able to tilt from 30 to 60 degrees, one horizontal unit and one vertical
- The oblique motor can move to the right or to the left by selecting the corresponding push button
- Steel machine base.
- Two pneumatic vertical clamping kits
- 1 spring collet 8 mm. each unit
- 1 cutter 5 mm. with shank diam. 8 mm. each unit
- Motor power: 3 x 0,4 kW
- Motor rotation speed: 18000 rpm
- Two site supports
- Power supply: 0,5 kW
- Air consumption: 3 NI/'
- Dimensions (length x depth x height):
 - 1700 x 850 x 1600 mm
- Weight: 112 kg



WSA milling diagram



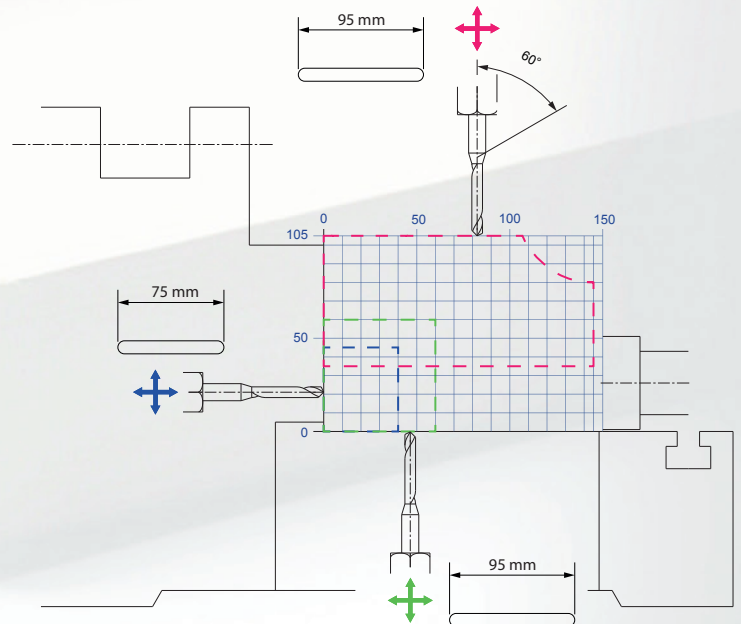
WSA

Manual water slot machine ML 142

- Three manual working units, one oblique unit tilt able up to 60 degrees, one horizontal unit and one vertical
- Steel machine base
- 1 Horizontal manual clamping kit
- 1 Spring collet, diameter 8 mm (one for each unit)
- 1 Cutter, cutting diameter 5 mm, shaft diameter 8 mm (one for each unit)
- 2 Internal reference stops
- 4 External stops
- Motor power: 3 x 0,4 kW
- Motor rotation speed: 18000 rpm
- Power supply: 0,5 kW
- Air consumption: 3 NI/'
- Dimensions (length x depth x height):
 - 550 x 980 x 1540 mm
- Weight: 102 kg

Options

- Side length stop 1300 mm. right or left
- Side length stop 2000 mm. right or left




ML 142 milling diagram



ML 142

NOTE





Data contained in this catalogue are not binding. **PERTICI** reserves the right to carry out any modifications deemed necessary to this catalogue for technical and commercial reasons.

Pertici Industries

Via delle Città,41/43

50052 Certaldo (Firenze) Italy

Telefono +39 0571 652365 Fax +39 0571 652991

e-mail: info@pertici.it - www.pertici.it