



1) Lock on thermal bridge profile



2) End-milling




3) Window handle



4) Electrical lock



5) Foldaway hinge



6) Lock on fire-resistant profile - A



7) Hinge



8) Hinge on fire-resistant profile



9) Lock on fire-resistant profile - B

Copy router for steel and stainless steel profiles

With a manual vertical milling unit and an oil pneumatic fed horizontal drilling unit. Conceived to mill with the vertical unit and to drill three holes (on steel only) with the horizontal unit for the inserting of the window handle with just one clamping without turning the profile. Different kinds of milling and drilling can be carried out with the vertical milling unit (see working examples).

Linear rail guides (A, axis x and y) are fixed on a strong cast iron support (B), which enables the operator to work in a very stable way and without vibrations.

Wide range of copy templates and counter shapes meant for different kinds of profile.

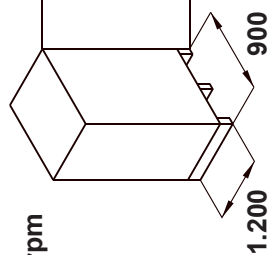
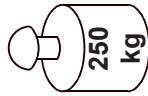
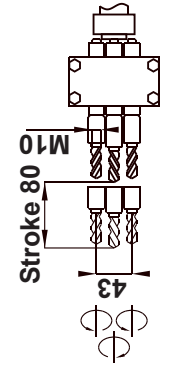
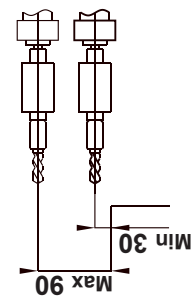
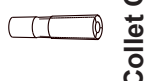
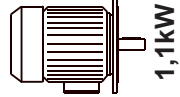
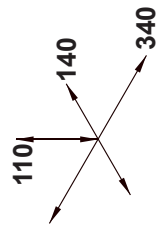
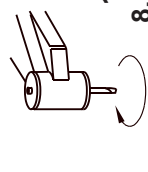
For steel working only, a three-nozzle mist sprayer ensures a perfect cooling of the drills.



The main feature of the clamping system is represented by customized counter shapes that firmly secure the profile to the working table without any vibrations. The counter shape change is extremely fast thanks to the easy reverse system.

Coolant recovery openings filter the liquid and convey it back to the tank.

Plastic strips avoid the coolant dripping on the outside: the liquid is conveyed back onto the working table and then into the coolant recovery system.



Vertical descent stop button:
only the right lever must be
moved while milling

Double mist sprayer to work steel profiles.
If you work stainless steel profiles, the
machine must be equipped with one mist
sprayer and one (-10°C) cold air gun (optional).
Both systems are set in motion simultaneously
at the start of the motor.




6+6 foldaway stops on the lateral supports
in 3 available lengths: 1m/2m/2,5m.

8 vertical descent stops
on the revolver

Push button of the four-diameters
pneumatic copy pin (5-6-8-10)

Back drilling unit

Three-spindles head



Variators of the upper and lower motor rotation speed:
you can choose the perfect speed according to material
and tool.
Different kinds of tool are supplied for different kinds of
work.

Each motor is equipped with a thermic feeler that stops
the feeding in case of overheating, protecting the
integrity of the motor itself.

Functioning:

- 1) the profile is clamped at low pressure;
- 2) by pushing simultaneously the pneumatic buttons placed on the handles of the right and left levers, the high pressure clamping is activated and the mist sprayers and vertical motor are set in motion;
- 3) by pushing simultaneously the pneumatic buttons placed on the right and left sides of the working table, the drilling begins: horizontal motor, feed and mist sprayer are activated. The bimanual control devices are certified and comply with the safety regulations in force.